

Sockets 3/8" Drive Kit - 10 Piece Inch

Set # 900-101-INC

Includes 1 of each of the following tools:

Item Number	Tool Description
911-910-06A	RATCHET WRENCH SIMPLE 3/8" DRIVE
912-210-02A	EXTENSION 3/8" DRIVE - 3" LENGTH
910-310-04A	3/8" SOCKET
910-310-06A	7/16" SOCKET
910-310-08A	1/2" SOCKET
910-310-10A	9/16" SOCKET
910-310-12A	5/8" SOCKET
910-310-14A	11/16" SOCKET
910-310-16A	3/4" SOCKET



Sockets 3/8" Drive Kit - 11 Piece Metric

Set # 900-101-SCA

Includes 1 of each of the following tools:

Item Number	Tool Description
911-910-06A	WRENCH RATCHET SIMPLE 3/8" DRIVE
912-210-02A	EXTENSION 3/8" DRIVE - 3" LENGTH
910-310-01A	13/16" SOCKET (SPARK PLUG)
900-103-10A	10 MM SOCKET
900-103-11A	11 MM SOCKET
900-103-12A	12 MM SOCKET
900-103-13A	13 MM SOCKET
900-103-14A	14 MM SOCKET
900-103-27A	17 MM SOCKET
900-103-29A	19 MM SOCKET



Sockets 1/2" Drive Kit - 12 Piece Inch

Set # 900-101-INF

Includes 1 of each of the following tools:

Item Number	Tool Description
912-010-02A	RATCHET 1/2" DRIVE - 9 1/2" LENGTH
911-810-04A	HINGED HANDLE 1/2" DRIVE - 10" LENGTH
910-410-02A	5/16" SOCKET
910-410-04A	3/8" SOCKET
910-410-06A	7/16" SOCKET
910-410-08A	1/2" SOCKET
910-410-10A	9/16" SOCKET
910-410-14A	11/16" SOCKET
910-410-16A	3/4" SOCKET
910-410-20A	7/8 SOCKET
910-410-22A	15/16" SOCKET
910-410-26A	1 1/16" SOCKET



Sockets 1/2" Drive Kit - 12 Piece Metric

Set # 900-101-SFA

Includes 1 of each of the following tools:

Item Number	Tool Description
912-010-02A	RATCHET 1/2" DRIVE - 9 1/2" LENGTH
911-810-04A	HINGED HANDLE 1/2" DRIVE - 10" LENGTH
900-104-08A	8 MM SOCKET
900-104-10A	10 MM SOCKET
900-104-11A	11 MM SOCKET
900-104-12A	12 MM SOCKET
900-104-14A	14 MM SOCKET
900-104-17A	17 MM SOCKET
900-104-19A	19 MM SOCKET
900-104-22A	22 MM SOCKET
900-104-24A	24 MM SOCKET
900-104-27A	27 MM SOCKET




Sockets 1/2" Drive Kit - 17 Piece Inch

Set # 900-101-ING

Includes 1 of each of the following tools:

Item Number	Tool Description
912-010-02A	RATCHET 1/2" DRIVE - 9 1/2" LENGTH
911-710-02A	SLIDING T HANDLE 1/2" DRIVE - 10" LENGTH
912-310-02A	SPEED HANDLE 1/2" DRIVE - 15" LENGTH
912-210-08A	EXTENSION 1/2" DRIVE - 5" LENGTH
912-210-12A	EXTENSION 1/2" DRIVE - 10" LENGTH
910-410-04A	3/8" SOCKET
910-410-06A	7/16" SOCKET
910-410-08A	1/2" SOCKET
910-410-10A	9/16" SOCKET
910-410-14A	11/16" SOCKET
910-410-16A	3/4" SOCKET
910-410-20A	7/8 SOCKET
910-410-22A	15/16" SOCKET
910-410-24A	1" SOCKET
910-410-26A	1 1/16" SOCKET
910-410-27a	1 3/16" SOCKET
910-410-28A	1 1/4" SOCKET




Sockets 1/2" Drive Kit - 16 Piece Metric

Set # 900-101-SGA

Includes 1 of each of the following tools:

Item Number	Tool Description
912-010-02A	RATCHET 1/2" DRIVE - 9 1/2" LENGTH
911-710-02A	SLIDING T HANDLE 1/2" DRIVE - 10" LENGTH
912-310-02A	SPEED HANDLE 1/2" DRIVE - 15" LENGTH
912-210-08A	EXTENSION 1/2" DRIVE - 5" LENGTH
912-210-12A	EXTENSION 1/2" DRIVE - 10" LENGTH
900-104-10A	10 MM SOCKET
900-104-11A	11 MM SOCKET
900-104-12A	12 MM SOCKET
900-104-14A	14 MM SOCKET
900-104-17A	17 MM SOCKET
900-104-19A	19 MM SOCKET
900-104-22A	22 MM SOCKET
900-104-24A	24 MM SOCKET
900-104-27A	27 MM SOCKET
900-104-30A	30 MM SOCKET
900-104-32A	32 MM SOCKET




Sockets 1/2" Drive Kit - 24 Piece Metric

Set # 900-101-SHA

Includes 1 of each of the following tools:

Item Number	Tool Description
912-010-02A	RATCHET 1/2" DRIVE - 9 1/2" LENGTH
911-710-02A	SLIDING T HANDLE 1/2" DRIVE - 10" LENGTH
912-310-02A	SPEED HANDLE 1/2" DRIVE - 15" LENGTH
912-210-08A	EXTENSION 1/2" DRIVE - 5" LENGTH
912-210-12A	EXTENSION 1/2" DRIVE - 10" LENGTH
900-104-10A	10 MM SOCKET
900-104-11A	11 MM SOCKET
900-104-12A	12 MM SOCKET
900-104-13A	13 MM SOCKET
900-104-14A	14 MM SOCKET
900-104-15A	15 MM SOCKET
900-104-16A	16 MM SOCKET
900-104-17A	17 MM SOCKET
900-104-18A	18 MM SOCKET
900-104-19A	19 MM SOCKET
900-104-20A	20 MM SOCKET
900-104-21A	21 MM SOCKET
900-104-22A	22 MM SOCKET
900-104-23A	23 MM SOCKET
900-104-24A	24 MM SOCKET
900-104-27A	27 MM SOCKET
900-104-30A	30 MM SOCKET
900-104-32A	32 MM SOCKET



Sockets 3/4" Drive Kit - 14 Piece Inch

Set # 900-101-INK

Includes 1 of each of the following tools:

Item Number	Tool Description
912-010-04A	RATCHET 3/4" DRIVE - 12 1/2" LENGTH
911-710-06A	SLIDING T HANDLE 3/4" DRIVE - 16" LENGTH
912-210-14A	EXTENSION 3/4" DRIVE - 8" LENGTH
910-510-04A	13/16" SOCKET
910-510-08A	15/16" SOCKET
910-510-12A	1 1/16" SOCKET
910-510-16A	1 3/16" SOCKET
910-510-18A	1 1/4" SOCKET
910-510-20A	1 5/16" SOCKET
910-510-24A	1 7/16" SOCKET
910-510-26A	1 1/2" SOCKET
910-510-28A	1 5/8" SOCKET
910-510-32A	1 13/16" SOCKET
910-510-36A	2" SOCKET



Sockets 3/4" Drive Kit - 14 Piece Metric

Set # 900-101-SKA

Includes 1 of each of the following tools:

Item Number	Tool Description
912-010-04A	RATCHET 3/4" DRIVE - 12 1/2" LENGTH
911-710-06A	SLIDING T HANDLE 3/4" DRIVE - 16" LENGTH
912-210-14A	EXTENSION 3/4" DRIVE - 8" LENGTH
900-105-21A	21 MM SOCKET
900-105-24A	24 MM SOCKET
900-105-27A	27 MM SOCKET
900-105-30A	30 MM SOCKET
900-105-32A	32 MM SOCKET
900-105-34A	34 MM SOCKET
900-105-36A	36 MM SOCKET
900-105-38A	38 MM SOCKET
900-105-41A	41 MM SOCKET
900-105-46A	46 MM SOCKET
900-105-50A	50 MM SOCKET



Sockets 3/4" Drive Kit - 20 Piece Metric

Set # 900-101-SLA

Includes 1 of each of the following tools:

Item Number	Tool Description
912-010-04A	RATCHET 3/4" DRIVE - 12 1/2" LENGTH
911-710-06A	SLIDING T HANDLE 3/4" DRIVE - 16" LENGTH
912-210-14A	EXTENSION 3/4" DRIVE - 8" LENGTH
900-105-21A	21 MM SOCKET
900-105-22A	22 MM SOCKET
900-105-23A	23 MM SOCKET
900-105-24A	24 MM SOCKET
900-105-26A	26 MM SOCKET
900-105-27A	27 MM SOCKET
900-105-28A	28 MM SOCKET
900-105-29A	29 MM SOCKET
900-105-30A	30 MM SOCKET
900-105-31A	31 MM SOCKET
900-105-32A	32 MM SOCKET
900-105-34A	34 MM SOCKET
900-105-36A	36 MM SOCKET
900-105-38A	38 MM SOCKET
900-105-41A	41 MM SOCKET
900-105-46A	46 MM SOCKET
900-105-50A	50 MM SOCKET



Sockets 1" Drive Kit - 18 Piece Inch

Set # 900-101-INN

Includes 1 of each of the following tools:

Item Number	Tool Description
911-710-08A	SLIDING T HANDLE 1" DRIVE 16" LENGTH
912-210-16A	EXTENSION 1" DRIVE 8" LENGTH
911-210-06A	UNIVERSAL JOINT 1" DRIVE
910-610-06A	1 3/16" SOCKET
910-610-08A	1 1/4" SOCKET
910-610-10A	1 5/16" SOCKET
910-610-12A	1 3/8" SOCKET
910-610-14A	1 7/16" SOCKET
910-610-16A	1 1/2" SOCKET
910-610-18A	1 5/8" SOCKET
910-610-19A	1 13/16" SOCKET
910-610-22A	2" SOCKET
910-610-23A	2 3/16" SOCKET
910-610-25A	2 3/8" SOCKET
910-610-27A	2 9/16" SOCKET
910-610-28A	2 3/4" SOCKET
910-610-29A	2 15/16" SOCKET
910-610-31A	3 1/8" SOCKET



Sockets 1" Drive Kit - 18 Piece Metric

Set # 900-101-SNA

Includes 1 of each of the following tools:

Item Number	Tool Description
911-710-08A	SLIDING T HANDLE 1" DRIVE - 16" LENGTH
912-210-16A	EXTENSION 1" DRIVE - 8" LENGTH
911-210-06A	UNIVERSAL JOINT 1" DRIVE
900-106-30A	30 MM SOCKET
900-106-31A	31 MM SOCKET
900-106-32A	32 MM SOCKET
900-106-34A	34 MM SOCKET
900-106-36A	36 MM SOCKET
900-106-38A	38 MM SOCKET
900-106-41A	41 MM SOCKET
900-106-46A	46 MM SOCKET
900-106-50A	50 MM SOCKET
900-106-55A	55 MM SOCKET
900-106-60A	60 MM SOCKET
900-106-65A	65 MM SOCKET
900-106-70A	70 MM SOCKET
900-106-75A	75 MM SOCKET
900-106-80A	80 MM SOCKET



HazMat Kit - 16 Piece

Set # 900-000-HAZ

Includes 1 of each of the following tools:

Item Number	Tool Description
912-510-06A	WRENCH ADJUSTABLE 8" - 1" CAP
912-510-10A	WRENCH ADJUSTABLE 12" - 1 3/8" CAP
913-010-08A	WRENCH PIPE 14" - 2" CAP
918-510-04A	CLAW HAMMER 1 LBS
920-210-02A	KNIFE COMMON 3 3/16" BLADE
920-310-06A	PUTTY KNIFE 2" X 8"
921-110-02A	SPRAY BOOTH SCRAPER - 3" WIDTH
922-4A1-02A	PLATE SCRAPER - 6" TRIANGLE
924-110-02A	CRATE OPENER 9"
924-410-02A	TIN SHEARS 12" - 3" BLADE LENGTH
924-510-04A	COMBINATION PLIER 8" - 1/2" JAW CAP
925-110-06A	GROOVE JOINT PLIER 12" - 1 1/8" JAW CAP
925-410-04A	LONG NOSE PLIER 8" 2 7/8" JAW LENGTH
926-010-26A	SCREWDRIVER SLOTTED 8 MM X 12 1/4"
926-110-16A	SCREWDRIVER PHILLIPS #3 X 16 1/4"
928-510-02A	BRISTLE BRUSH 11 3/8" x 1 1/8"



Marine Kit - 28 Piece

Set # 900-000-MAR

Includes 1 of each of the following tools:

Item Number	Tool Description
924-010-06A	WRECKING BAR 32" - 3/4" DIA
912-510-08A	WRENCH ADJUSTABLE 10" - 1 3/16" CAP
912-510-10A	WRENCH ADJUSTABLE 12" - 1 3/8" CAP
912-510-12A	WRENCH ADJUSTABLE 15" - 1 3/4" CAP
913-010-04A	WRENCH PIPE 10" - 1 1/8" CAP
913-010-08A	WRENCH PIPE 14" - 2" CAP
913-010-10A	WRENCH PIPE 18" - 2 3/8" CAP
918-710-06A	BALL PEEN HAMMER 1 LBS
918-710-10A	BALL PEEN HAMMER 2 LBS
919-110-14A	SLEDGE HAMMER 4.8 LBS
923-110-06A	CHISEL FLAT 11/16" X 6 1/4"
923-110-12A	CHISEL FLAT 15/16" X 10"
926-010-28A	SCREWDRIVER SLOTTED 9 MM X 14 1/4"
926-110-16A	SCREWDRIVER PHILLIPS #3 X 16 1/4"

Includes 2 of each of the following tools:

Item Number	Tool Description
919-810-04A	SHOVEL SQUARE POINT - 9 1/2" WIDTH

Includes 3 of each of the following tools:

Item Number	Tool Description
919-010-04A	SCALING HAMMER 0.7 LBS
920-710-04A	DECK SCRAPER 12" - 1 3/4" WIDTH
921-210-06A	SCRAPER 4" X 4 1/2" WITH HANDLE
922-4A1-02A	PLATE SCRAPER - 6" TRIANGLE

